

Land Cruiser 78

Valid from: 10th October 2024



GRADE	SFX	Body type	Engine	ccm	Power (HP/kW)	Torque (Nm)	Transmission	Duty free (USD)	Duty paid (USD w. VAT)
HARD TOP (13) 4x4 - STANDARD	R2	Station Wagon	4.2 DIESEL	4.164	131/96	285	5 M/T	66,700	106,500
HARD TOP (13) 4x4 - AMBULANCE	R2B	Station Wagon	4.2 DIESEL	4.164	131/96	285	5 M/T	73,800	
HARD TOP (13) 4x4 - AMBULANCE	R2M	Station Wagon	4.2 DIESEL	4.164	131/96	285	5 M/T	80,100	
HARD TOP 4x4	M2	Station Wagon	2.8 DIESEL	2.755	201/150	500	5 M/T	68,000	108,600
HARD TOP (13) 4x4 - AMBULANCE	G2/ A2	Station Wagon	2.8 DIESEL	2.755	201/150	500	6 A/T	69,900	111,700
HARD TOP AMBULANCE	R2A	Station Wagon	4.2 DIESEL	4.164	131/98	285	5 M/T	84,300	
EXTRAS							HARD TOP	Duty free (USD)	Duty paid (USD w. VAT)
Metallic paint:									
<ul style="list-style-type: none"> ● = Standard ○ = Option – = Not available 5 M/T = 5 speed manual transmission 6 A/T = 6 speed automatic transmission 									

HARD TOP (13) - STANDARD GRADE

Interior:

Air conditioner (manual)
 Radio AM/FM, MP3, CD
 2 speakers
 Auxiliary input USB
 Front bench seat
 Glovebox with key
 Front heating system
 Rubber floor mats, front
 Urethane steering wheel
 Vinyl leather seat material
 Tilt, telescopic and collapsible power steering column
 Clock
 Cup holder
 13 seats (3 front, 2x5 parallel in the back)
 Rear view mirror day & night mirror
 3x Room Lamps (FR1, FR2 and RR)

Exterior:

Mud guards (front and rear)
 Black rear bumper
 Spare wheel carrier with lock
 Front and rear towing hooks
 Air cleaner with cyclone and snorkel
 Manual antenna
 Black front grille
 Side steps and rear step (steel)

Safety:

ABS - Anti-lock Braking System
 Driver & passenger airbags (SRS)
 High mount stop light

Technical:

Suspension with coil leaf spring
 Rear differential lock (manual)
 4WD system
 Steel wheels
 Tyre dimensions 225/95R16 6J L/TUBE
 High altitude compensator (1HZ Engine only)
 Fuel tank capacity 180L (main 90+ sub 90)
 Overall width: 1.800 mm
 Overall length: 5.130 mm
 Overall height: 2.120 mm (1HZ) / 2.115 mm (for 1GD)
 Min. ground clearance: 235 mm
 Min. turning radius (tyre): 6.8 m
 Min. turning radius (body): 7.1 m
 Engine 1HZ (4.2L)

HARD TOP (10) - on top of STANDARD GRADE

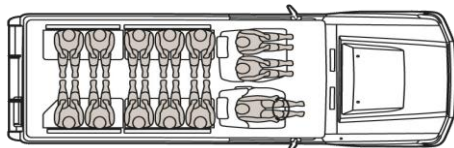
Interior:

12 seats (2 front, 2x5 parallel in the back)
 Front separate seat

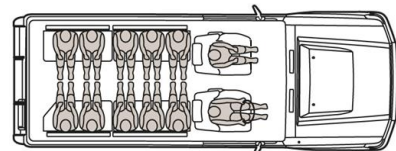
Safety:

Immobilizer
 VSC - Vehicle Stability Control
 BA - Brake Assist
 EBD - Electronic Brake Force Distribution
 HAC - Hill Assist Control
 DAC - Downhill Assist Control
 ATRC - Active Traction Control

Overall width: 1.800 mm
 Overall length: 5.130 mm
 Overall height: 2.115 mm (for 1GD)
 Min. ground clearance: 235 mm
 Min. turning radius (tyre): 6.8 m
 Min. turning radius (body): 7.1 m
 Engine 1GD-FTV (2.8L)

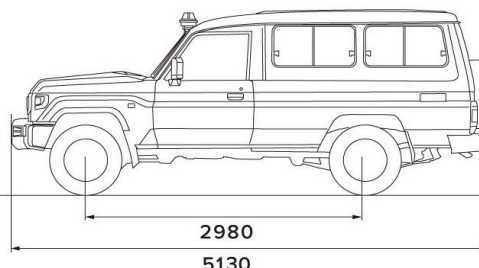
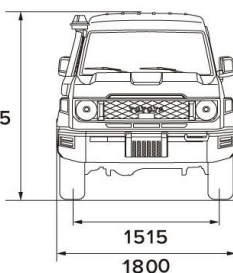


13 seats configuration



12 seats configuration

2115



CONTACT US:

LUSAKA CAIRO RD BRANCH
 North End Cairo Road
 Tel: +260 971 268000

LUSAKA NANGWENYA BRANCH
 Nangwenya Road Lusaka
 Tel: +260 971 268000

KITWE COPPERBELT BRANCH
 Chingola Road
 Tel: +260 971 268000

LIVINGSTONE BRANCH
 Industrial Road Livingstone
 Tel: +260 971 268000

SOLWEZI BRANCH
 Kansanshi Mine Road
 Tel: +260 971 268000

website: www.toyotazambia.co.zm
 e-mail: contact-toyota-zambia@cfao.com



Warranty is valid up to 5 years or 150,000 km for vehicle and 1 year or 30,000 km for conversions, whichever comes first. We reserve the right to alter any details of specifications and equipment without notice. No guarantee is given regarding the accuracy of information within this document. Vehicle body, specifications and trim colours might differ slightly from the data within this document. Please check model availability and full specification details with your Toyota dealer prior to ordering. We cannot accept contractual responsibility for your reliance on the information contained within this document.